

COSMO FILMS LIMITED
AUDITED STANDALONE FINANCIAL RESULTS

(Rs Crores)

Particulars	3 months ended			Year ended	
	31.03.2013	31.12.2012	31.03.2012	31.03.2013	31.03.2012
	Refer Note 2	Reviewed	Audited	Audited	Audited
PART-I STATEMENT OF FINANCIAL RESULTS					
1. Income:					
a) Net Sales/ Income from Operations (including export benefits)	254.97	237.29	233.26	1,028.76	918.95
b) Other Operating Income	1.15	10.13	1.67	13.12	4.10
c) Total	256.12	247.42	234.93	1,041.88	923.05
2. Expenditure:					
a) Decrease/(Increase) in Stock	4.93	(2.78)	(11.98)	4.76	(21.83)
b) Cost of materials consumed	174.95	166.98	161.45	706.68	614.02
c) Purchase of traded goods	-	-	-	-	-
d) Power, Water & Fuel	18.19	21.29	20.34	85.76	74.36
e) Employee benefit expenses	8.98	11.36	11.72	46.30	52.81
f) Depreciation and amortisation expenses	8.58	8.27	7.97	33.17	30.15
g) Other expenditure (net)	30.50	30.40	31.04	120.83	103.84
h) Total	246.13	235.52	220.54	997.50	853.35
3. Profit from Operation before Other Income, Interest & Exceptional Items (1-2)					
	9.99	11.90	14.39	44.38	69.70
4. Other Income	1.96	0.48	0.32	4.06	1.17
5. Profit before Interest & Exceptional Items (3+4)					
	11.95	12.38	14.71	48.44	70.87
6. Finance Cost	5.78	5.82	6.08	22.74	22.49
7. Profit/(Loss) after Interest but before Exceptional Items (5-6)					
	6.17	6.56	8.63	25.70	48.38
8. Exceptional items	1.13	(6.23)	0.39	(5.75)	6.90
9. Profit from Ordinary Activities before Tax (7+8)					
	7.30	0.33	9.02	19.95	55.28
10. Tax expense /(Credit)					
a. Current year	2.58	(1.10)	1.23	5.20	13.98
b. Earlier years	0.97	(0.02)	(4.27)	0.62	(4.27)
11. Net profit from Ordinary Activities after tax (9-10)					
	3.75	1.45	12.06	14.13	45.57
12. Extraordinary items	-	-	-	-	-
13. Net profit (11+12)					
	3.75	1.45	12.06	14.13	45.57
14. Paid - up equity share capital (Face value Rs.10)	19.44	19.44	19.44	19.44	19.44
15. Reserves excluding Revaluation Reserve				349.49	338.83
16. Basic & Diluted EPS for the period (Rs)					
Excluding extraordinary item	1.93	0.75	6.20	7.27	23.44
Including extraordinary item	1.93	0.75	6.20	7.27	23.44
PART-II SELECT INFORMATION FOR QUARTER ENDED 31ST MARCH 2013					
A) PARTICULARS OF SHAREHOLDING					
1. Public shareholding (Non promoter)					
a) Number of shares	11,111,637	10,909,737	10,879,737	11,111,637	10,879,737
b) Percentage of shareholding	57%	56%	56%	57%	56%
2. Promoters and promoter group shareholding					
a) Pledged / Encumbered					
- Number of shares	Nil	Nil	Nil	Nil	Nil
- Percentage of shares (as a % of the total shareholding of promoter and promoter group)	Nil	Nil	Nil	Nil	Nil
- Percentage of shares (as a % of the total share capital of the company)	Nil	Nil	Nil	Nil	Nil
b) Non-encumbered					
- Number of shares	8,328,439	8,530,339	8,560,339	8,328,439	8,560,339
- Percentage of shares (as a % of the total shareholding of promoter and promoter group)	100%	100%	100%	100%	100%
- Percentage of shares (as a % of the total share capital of the company)	43%	44%	44%	43%	44%
Particulars	Quarter ended 31.03.2013				
B) INVESTORS COMPLAINT					
Pending at the beginning of the quarter	NIL				
Received during the quarter	16				
Disposed off the quarter	16				
Remaining unresolved at the end of the quarter	NIL				



REPORTING OF SEGMENTWISE REVENUE, RESULTS AND CAPITAL EMPLOYED

Particulars	3 months ended			Year ended	
	31.03.2013	31.12.2012	31.03.2012	31.03.2013	31.03.2012
	Refer Note 2	Reviewed	Audited	Audited	Audited
a) Segment Revenue					
Packaging Films	254.97	237.29	233.26	1028.76	918.95
Others	-	-	-	-	-
Sub Total	254.97	237.29	233.26	1028.76	918.95
Less: Inter Segment Revenue	-	-	-	-	-
Total	254.97	237.29	233.26	1,028.76	918.95
b) Segment Results					
Profit /(Loss) before Tax and Interest					
Packaging Films	14.00	6.74	12.36	46.22	71.96
Others	-	-	-	-	-
Sub Total	14.00	6.74	12.36	46.22	71.96
Less: Finance cost	5.78	5.82	6.08	22.74	22.49
Less: Unallocable expenses net of unallocable income	0.92	0.59	(2.74)	3.53	(5.81)
Profit from ordinary activity before Tax	7.30	0.33	9.02	19.95	55.28
c) Capital Employed					
Packaging Films	698.47	703.96	585.95	698.47	585.95
Others	-	-	-	-	-
Unallocated	198.07	215.01	172.31	198.07	172.31
Total	896.54	918.97	758.26	896.54	758.26

STATEMENT OF ASSETS AND LIABILITIES

Particulars	STANDALONE	
	YEAR ENDED	YEAR ENDED
	31.03.2013	31.03.2012
A. EQUITY AND LIABILITIES		
1. SHAREHOLDERS' FUNDS:		
(a) Share Capital	19.44	19.44
(b) Reserves and Surplus	349.49	338.83
(c) Money received against share warrant	-	-
SUB-TOTAL SHAREHOLDERS FUNDS	368.93	358.27
2. SHARE APPLICATION MONEY PENDING ALLOTMENT	-	-
3. MINORITY INTEREST	-	-
4. NON CURRENT LIABILITIES		
(a) Long-term borrowings	227.87	133.53
(b) Deferred tax liabilities (Net)	69.71	66.05
(c) Other Long-term liabilities	-	-
(d) Long-term provisions	-	1.76
SUB-TOTAL NON CURRENT LIABILITIES	297.58	201.34
5. CURRENT LIABILITIES		
(a) Short-term borrowings	196.30	168.38
(b) Trade payables	89.47	58.03
(c) Other Current liabilities	44.29	40.76
(d) Short-term provisions	6.30	12.11
SUB-TOTAL CURRENT LIABILITIES	336.35	279.28
TOTAL- EQUITY AND LIABILITIES	1,002.86	838.89
B. ASSETS		
1. NON CURRENT ASSETS		
(a) Fixed Assets	531.32	376.87
(b) Non-Current Investments	165.99	120.99
(c) Long-term loans and advances	14.52	24.29
(d) Other non current assets	0.14	0.13
SUB-TOTAL NON CURRENT ASSETS	711.97	522.28
2. CURRENT ASSETS		
(a) Current Investments	-	-
(b) Inventories	79.57	96.71
(c) Trade receivables	114.50	104.99
(d) Cash and Bank balances	13.88	38.96
(e) Short term loans and advances	82.50	75.32
(f) Other current assets	0.44	0.63
SUB-TOTAL CURRENT ASSETS	290.89	316.61
TOTAL ASSETS	1,002.86	838.89



Notes:

- 1 The Board of Directors have recommended dividend of Rs. 2.50 per Equity Share for the year.
- 2 The above audited financial results were reviewed by the Audit Committee and approved by the Board of Directors on 27th May 2013. Figures for the quarter ended March 31, 2012 and March 31, 2013 are the balancing figures between the audited figures for the full financial year ended March 31, 2012 and March 31, 2013 and the published year to date figures upto the third quarter of the respective financial years.

3 Exceptional items during the quarter includes :

	3 months ended			Year ended	
	31.03.2013	31.12.2012	31.03.2012	31.03.2013	31.03.2012
a. Profit/(loss) on exchange rate fluctuations*	1.13	(6.23)	1.40	(5.75)	(4.48)
b. Profit on sale of land	-	-	(1.01)	-	11.38

* Due to significant volatility in foreign currency exchange rates in current year, the company has considered profit / (loss) on foreign exchange fluctuation as an exception item and previous periods/ year figures have been regrouped accordingly.

4 Figures for the previous periods / year have been regrouped wherever required.


New Delhi
27th May 2013



COSMO FILMS LIMITED
AUDITED CONSOLIDATED FINANCIAL RESULTS

(Rs Crores)

Particulars	3 months ended			Year ended	
	31.03.2013	31.12.2012	31.03.2012	31.03.2013	31.03.2012
	Refer Note 2	Reviewed	Audited	Audited	Audited
PART-I STATEMENT OF FINANCIAL RESULTS					
1. Income from operations					
a) Net Sales/ Income from Operations (including export benefits)	306.19	294.17	283.53	1,248.50	1,124.98
b) Other Operating Income (net)	1.80	11.12	6.13	17.12	11.20
c) Total	307.79	305.29	289.66	1,265.62	1,136.18
2. Expenses					
a) Decrease/(Increase) in Stock	8.13	(3.88)	(7.48)	4.89	(13.50)
b) Cost of materials consumed	202.73	194.18	186.83	821.38	721.93
c) Purchase of traded goods	1.02	1.70	1.82	4.82	6.37
d) Power, Water & Fuel	19.21	22.23	20.53	89.69	77.22
e) Employee benefit expenses	19.40	22.19	23.10	90.34	102.23
f) Depreciation and amortisation expenses	9.73	9.80	9.30	38.81	35.91
g) Other expenditure (net)	30.20	41.68	43.56	155.79	147.89
h) Total	290.42	287.90	277.66	1,205.72	1,078.05
3. Profit from Operation before Other Income, Interest & Exceptional Items (1-2)	17.37	17.39	12.00	59.90	58.13
4. Other Income	5.87	0.41	1.87	8.00	6.96
5. Profit before Interest & Exceptional Items (3+4)	23.24	17.80	13.87	67.90	65.09
6. Finance Cost	6.70	7.45	8.01	29.01	28.46
7. Profit/(Loss) after Interest but before Exceptional Items (5-6)	16.54	10.35	5.86	38.89	36.63
8. Exceptional items	(7.77)	(8.90)	(0.98)	(17.22)	2.15
9. Profit from Ordinary Activities before Tax (7+8)	8.77	1.45	4.88	21.67	38.78
10. Tax expense /(Credit)					
a. Current year	2.37	0.72	2.40	9.71	11.53
b. Earlier years	0.49	0.47	(2.93)	0.63	(2.93)
11. Net profit/(Loss) from Ordinary Activities after tax (9-10)	5.91	0.26	5.41	11.33	30.18
12. Extraordinary items	-	-	-	-	-
13. Net profit/(Loss) before Minority Interest (11+12)	5.91	0.26	5.41	11.33	30.18
14. Minority Interest	-	-	-	-	(1.34)
15. Net profit/(Loss) after Minority Interest (13-14)	5.91	0.26	5.41	11.33	31.52
16. Paid - up equity share capital (Face value Rs10)	19.44	19.44	19.44	19.44	19.44
17. Reserves excluding Revaluation Reserve				327.10	315.40
18. Basic & Diluted EPS for the period (Rs)					
Excluding extraordinary item	3.04	0.13	2.78	5.83	16.20
Including extraordinary item	3.04	0.13	2.78	5.83	16.20
PART-II SELECT INFORMATION FOR QUARTER ENDED 31ST MARCH 2013					
A) PARTICULARS OF SHAREHOLDING					
1. Public shareholding (Non promotor)					
a) Number of shares	11,111,637	10,909,737	10,879,737	11,111,637	10,879,737
b) Percentage of shareholding	57%	56%	56%	57%	56%
2. Promoters and promoter group shareholding					
a) Pledged / Encumbered					
- Number of shares	Nil	Nil	Nil	Nil	Nil
- Percentage of shares (as a % of the total shareholding of promoter and promoter group)	Nil	Nil	Nil	Nil	Nil
- Percentage of shares (as a % of the total share capital of the company)	Nil	Nil	Nil	Nil	Nil
b) Non-encumbered					
- Number of shares	8,328,439	8,530,339	8,560,339	8,328,439	8,560,339
- Percentage of shares (as a % of the total shareholding of promoter and promoter group)	100%	100%	100%	100%	100%
- Percentage of shares (as a % of the total share capital of the company)	43%	44%	44%	43%	44%
Particulars	Quarter ended 31.03.2013				
B) INVESTORS COMPLAINT					
Pending at the beginning of the quarter	NIL				
Received during the quarter	16				
Disposed off the quarter	16				
Remaining unresolved at the end of the quarter	NIL				




REPORTING OF SEGMENTWISE REVENUE, RESULTS AND CAPITAL EMPLOYED

Particulars	3 months ended			Year ended	
	31.03.2013	31.12.2012	31.03.2012	31.03.2013	31.03.2012
	Refer Note 2	Reviewed	Audited	Audited	Audited
a) Segment Revenue					
Packaging Films	304.12	293.28	278.62	1,239.37	1,114.65
Others	2.07	0.89	4.91	9.13	10.33
Sub Total	306.19	294.17	283.53	1,248.50	1,124.98
Less: Inter Segment Revenue					
Total	306.19	294.17	283.53	1,248.50	1,124.98
b) Segment Results					
Profit /(Loss) before Tax and Interest					
Packaging Films	16.40	9.50	6.33	53.16	59.42
Others	(0.02)	(0.01)	0.44	1.04	0.94
Sub Total	16.39	9.49	6.77	54.21	60.36
Less: Finance Cost	6.70	7.45	8.01	29.01	28.46
Less: Unallocable expenses net of unallocable income	0.92	0.59	(6.12)	3.53	(6.88)
Profit from ordinary activity before Tax	8.77	1.45	4.88	21.67	38.78
c) Capital Employed					
Packaging Films	829.90	860.81	727.39	829.90	727.39
Others	10.23	14.13	13.30	10.23	13.30
Unallocated	69.15	101.00	81.08	69.15	81.08
Total	909.28	975.94	821.77	909.28	821.77

STATEMENT OF ASSETS AND LIABILITIES

Particulars	CONSOLIDATED	
	YEAR ENDED	YEAR ENDED
	31.03.2013	31.03.2012
A. EQUITY AND LIABILITIES		
1. SHAREHOLDERS' FUNDS:		
(a) Share Capital	19.44	19.44
(b) Reserves and Surplus	327.10	315.40
(c) Money received against share warrant	-	-
SUB-TOTAL SHAREHOLDERS FUNDS	346.54	334.84
2. SHARE APPLICATION MONEY PENDING ALLOTMENT	-	-
3. MINORITY INTEREST	-	-
4. NON CURRENT LIABILITIES		
(a) Long-term borrowings	248.68	176.96
(b) Deferred tax liabilities (Net)	53.66	52.95
(c) Other Long-term liabilities	-	-
(d) Long-term provisions	0.13	4.79
SUB-TOTAL NON CURRENT LIABILITIES	302.47	234.70
5. CURRENT LIABILITIES		
(a) Short-term borrowings	205.50	191.23
(b) Trade payables	104.08	87.54
(c) Other Current liabilities	66.97	73.80
(d) Short-term provisions	6.30	12.11
SUB-TOTAL CURRENT LIABILITIES	382.85	364.68
TOTAL- EQUITY AND LIABILITIES	1,031.86	934.22
B. ASSETS		
1. NON CURRENT ASSETS		
(a) Fixed Assets	597.13	452.68
(b) Goodwill on consolidation	-	-
(c) Non-Current Investments	21.19	11.82
(d) Long-term loans and advances	16.95	27.44
(e) Other non current assets	0.14	0.13
SUB-TOTAL NON CURRENT ASSETS	635.41	492.07
2. CURRENT ASSETS		
(a) Current Investments	-	-
(b) Inventories	151.33	173.95
(c) Trade receivables	128.78	130.80
(d) Cash and Bank balances	34.07	61.42
(e) Short term loans and advances	81.83	75.00
(f) Other current assets	0.44	0.98
SUB-TOTAL CURRENT ASSETS	396.45	442.15
TOTAL ASSETS	1,031.86	934.22



Notes

- 1 The Board of Directors have recommended dividend of Rs. 2.50 per Equity Share for the year.
- 2 The above audited financial results were reviewed by the Audit Committee and approved by the Board of Directors on 27th May 2013. Figures for the quarter ended March 31, 2012 and March 31, 2013 are the balancing figures between the audited figures for the full financial year ended March 31, 2012 and March 31, 2013 and the published year to date figures upto the third quarter of the respective financial years.
- 3 Key numbers of Standalone financial results are as given below. The standalone financial results are available at company's website.

	3 months ended			Year ended	
	31.03.2013	31.12.2012	31.03.2012	31.03.2013	31.03.2012
Net Sales / Income from operation	254.97	237.29	233.26	1,028.76	918.95
Profit from ordinary activity before tax	7.30	0.33	9.02	19.95	55.28
Profit from ordinary activity after tax	3.75	1.45	12.06	14.13	45.57


- 4 Exceptional items during the quarter includes :

	3 months ended			Year ended	
	31.03.2013	31.12.2012	31.03.2012	31.03.2013	31.03.2012
a. Profit/(loss) on exchange rate fluctuations*	1.94	(8.90)	(0.14)	(7.51)	(4.31)
b. Profit on sale of land	-	-	(1.02)	-	11.37
c. Impairment of land and building	(4.82)	-	-	(4.82)	-
d. Severance pay	(4.89)	-	0.18	(4.89)	(4.91)

* Due to significant volatility in foreign currency exchange rates in current year, the company has considered profit / (loss) on foreign exchange fluctuation as an exception item and previous periods/ year figures have been regrouped accordingly.

- 5 Figures for the previous periods / year have been regrouped wherever required.

New Delhi
27th May 2013


 ANIL KUMAR JAIN
 DIRECTOR

